



### COVERT INSTALLATIONS: GHOST-MODULAR UC

For covert operations, we have manufactured an advanced covert pinhole DVR that allows for a new and innovative way to install within houses, vehicles and external hides. The USP for the Ghost-Modular UC is that it allows you to make a multitude of adjustments at the point of install or remotely should the environment change including;

- Pinhole optical zoom upto 100ft
- Motion Detection Range; 150ft accurate even through glass
- Record Modes: Manual, Motion, Advanced Motion or Loop
- Switch from Motion Activation via lens to Voice Activation via mic
- Unique on-screen deciblimeter to set the perfect audio level for VOX
- Rotate your lens in 4 x 90 Degree Rotations
- Built in Wide angle option for installs in smaller rooms (Eliminates the need for different lenses)

### COVERT BROADBAND: CR-1 (SUB-MINIATURE ROUTER)

Our Ghost-DVR can operate completely standalone and without internet; However for remote access, file download and live view you can connect it to the targets Wi-Fi Router. For times when the location has no router, you can install one of our covert portable routers.

Our routers contain a built-in cross network sim card that will connect to the main 4 x network providers in any country in the world. Offering a unique PAYG layout so you only pay for any data you use. You also have access to your own sim card panel just like a network provider, allowing you to do a multitude of things without requiring third parties such as;

- Activate your sims prior to your operation beginning
- Deactivate your sims and store them for months until needed and stop any line rental payments
- Our "Network Auto-Select" will choose the strongest mast when you turn it on
- You can manually steer your sim to a network of your choice via the panel
- You can see which sim card is active and what network it is currently using



### COVERT SSID: Default or Custom Options

Each router has its own unique covert SSID which allows it to look like an innocent SSID amongst others in that area. With its password protection it keeps un-authorised users away and allows up to 4 x cameras to wirelessly connect.

## MULTIPLE POWER OPTIONS

### Powerbanks:

Use any commonly available powerbank providing 5v 1amp of power puts you in control of the operational runtime and allows greater flexibility for indoors, vehicles or hides.



### Covert Powerline Connector:


Using our clip on connectors, you simply use a pair of pliers to secure each clip to the live and natural 240v cables direct. You can now connect the unit via the spades transforming the 240v input to a regulated 5v1.2amp USB Port. This now allows you to run the cable length of choice and connect your DVR or covert 4G Router in false ceilings, within lamps or behind panels with great ease.



### Mains Power:

Your Ghost-DVR's can run permanently from any mains power supply using a 5v1a / 5v2a USB Plug.

## LENS CAPS & MAG-PADS



### Mag-Pads:

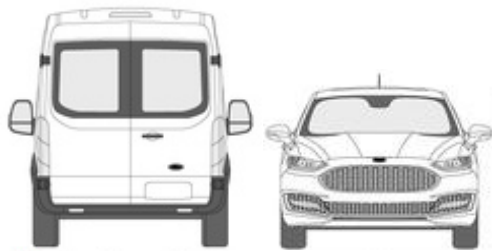
These tiny magnetic pads have a strong adhesive backing (Genuine 3m Adhesion) which allow you to place on any non-magnetic surface such as wood or plastic etc. This single piece now allows the full body weight of the DVR to be held firmly in position either vertically or horizontally.

The DVR will likely have its own "Built On" Mag-Pad, and if not; we provide a pack of 4 x pcs inside each pack. Allowing you to deploy a covert router too (If need be).

### Lens Caps:

Offering you 4 x designs to cater for the different scenarios you may encounter; Each lens cap allows you to simply pop the lens into the housing with a gentle press. Now peel back the 3M adhesive tape and apply it into position. This also allows you to pre-make a "Pilot" hole on the face of the intended panel and use a lens cap to position the lens perfectly.

At End-Ex you simply pry the lens cap off the panel, then pop the lens out of the cap, and remove the used tape to provide a clean removal. Now re-apply more tape and re-use the lens cap on the next job.



## VAN INSTALLS

Your DVR can fit behind courier van racks and behind internal wooden or plastic panels to covertly provide coverage of the internal vehicle and if placed to view the openings, outside too.

## CAR INSTALLS

Covertly fit your DVR within select places in the vehicle to monitor whats happening.

Both options allow for a backup battery to run when the ignition is off, and to be powered / charged when the ignition is on, and an optional covert router for remote access and file download\* (Subject to limitations)



## WAREHOUSE RACKS

Your DVR is designed to sit neatly behind and within the vertical and horizontal rails of a warehouse shelving unit.

As the lens can rotate in 4 x 90 degree angles, your lens can be mounted naturally and sit behind an existing aperture; alternatively using a 1mm drill bit you can creat a very discreet hole.

With cables as long as 5 x meters or more, you can reach any powerbank or mains, and with options to retro-fit the DVR itself within a box on the shelf, or ceiling lights etc.






### CLOSE TARGET RECONNAISSANCE

Your Ghost-Mini DVR is built from the ground up for dynamic operations to assist the modern surveillance / intelligence operator.

### A SINGLE DVR THAT CAN DO IT ALL!

Go from a covert ciggy packet on a restaurant table, to a car dash cam, to a garden DVR, to the inside of a sweet packet for urban obs all within a 12hr battery...

If that weren't enough; You can even set it to Voice Activation and deploy it as a temporary audio bug! Want something more... Add a 4G Dongle, your smartphone hotspot or any Wifi Router and it becomes remote!



SLIP ON REAL-TREE CAMO SKIN

### ADVANCED FEATURES ASSOCIATED WITH MUCH LARGER SYSTEMS

We have designed a complete 256AES Encrypted end to end system between DVR and App!

There are no passwords to crack / There are no backdoors to other countries / you cannot interrogate if found!

Bring your target closer with our 1mm pinhole 100ft optical zoom, or grab distant audio from 60ft! Our Ghost Range of DVR all operate the same way but within different enclosures to suit the environment you are in.



### TARGETED SURVEILLANCE

Technology and methods pioneered by The Covert Group allows the modern operator to deploy in any street, garden, indoor location or vehicle by use of our miniaturised, advanced DVR's.

By removing the common "Tell-Tale Signs" of a surveillance camera or vehicle; Our Ghost DVR Range is designed to get closer to provide static or dynamic surveillance.



### GROUND SPIKE KIT

Choose from up to 3 x heights with our ground dwelling kit, and connect our semi-flexible head to adjust your DVR.




### GOOSENECK BRANCH WRAP

Our 40cm long branch-wrap is designed for mid-level deployments such as hedgerows, branches or hedge bundles.



### REAL-TREE CAMO SKINS

Close Target Reconnaissance is made easy by use of our hand applied Ivy Leaf Camo Skins; blend in with staggering results and deploy in any lower, mid or high ground with ease by slipping the DVR into the housing and applying our ground spikes or tree wraps.



### IN CAR MONOPOD / VEHICLE SURVEILLANCE

Deploy between headrests, or via the rear shelf using the built in height adjuster monopod... For dashcam layouts, the Monopod also has a powerful window suction and magnetic plate to quickly connect the DVR. The Monopod also doubles up as an indoor window sill tripod, it truly is amazing.



### URBAN / STREET SURVEILLANCE

Your DVR, the Mag-Pads, a lighter and a hole punch all fit within your pocket to allow rapid deployment inside packets for observations in built up areas.

Don't forget!

You have a 1mm optical zoom of 100ft and can grab a face P.ID or VRN from over 60ft away even at 30mph!

# CONNECTIVITY OF EVERY OVERWATCH DVR

YOUR GHOST DVR CAN CONNECT IN A VARIETY OF WAYS FOR COMPLETE OPERATIONAL FLEXIBILITY



## WI-FI ROUTER CONNECTION:

Connect your DVR to any 2.4ghz Wi-Fi Router in any home. The DVR will then hide its SSID and covertly transmit 24hrs a day to your encrypted Overwatch App, allowing you to watch it from anywhere in the world on your smartphone or tablet.



## SMARTPHONE CONNECTION: AP MODE



Add your Smartphone hotspot to connect wirelessly up to 50ft away; This will sync the Time / Date of your DVR and allow you to use it as a covert recorder, or setup motion detection or loop record, then walk away to recover it later.



## SMARTPHONE CONNECTION: AP MODE

Connect seamlessly to any 4G Mi-Fi Pocket Dongle and get remote access to your DVR in remote locations.

# WAYS TO VIEW YOUR OVERWATCH DVR

CONNECT TO ANY WI-FI ROUTER, 4G PHONE CONNECTION OR CONNECT DIRECT TO DVR

IN ANY OF THE BELOW SCENARIOS, YOU ARE ABLE TO VIEW LIVE, CONTROL OR CHANGE FEATURES, AND EVEN DOWNLOAD YOUR CLIPS (Depending on internet strength).



## CONNECT TO ANY ROUTER:

Pop your smartphone or tablet on any Wi-Fi router and open the app... Select your DVR or Dashboard and view remotely for free.



## CONNECT VIA SMARTPHONE 4G CONNECTION:

If you're out and about... Simply open your app whilst on 3G, 4G, or 5G and view your DVR.



## CONNECT DIRECT TO THE DVR:

Activate your Smartphone Hotspot and add it to the DVR... Once done all you do is turn on both DVR & Hotspot for instant wireless connection and control. This also makes the DVR remote for your team / client to view the camera live should you wish.

**STANDALONE DVR:** Set Motion or loop and walk away...

**COVERT BODY WORN:** Live view and control via your phone...



# FILE RECOVERY

Your DVR allows you to remotely download files Upon recovery;  
you can collect your files in 3 x ways!

## METHOD 01:

### SMARTPHONE SD CARD READER OR REMOTE DOWNLOAD



Available on both iOS and Android phones or tablets; You can purchase a card reader for as little as £20. Connect this to your smartphone or tablet and open your app...

Download the clips you need and save them direct to SD card either remotely or locally from the DVR. This is perfect for teams where the SD card has to be handed in at EndEx.

## METHOD 02:

### LOCAL RECOVERY BY CONNECTING DIRECTLY TO THE DVR



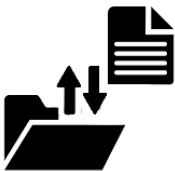
Upon recovering the DVR, Turn the DVR off for 10 x seconds, now turn it back on and ensure it is charged.

Within 5 x minutes your Ghost-ID will show in your smartphone wifi page. Please connect to it and if prompted for a password please use: 00000000 (8 x Zeros).

Once connected to the Ghost-ID; please open the app and wirelessly transfer your files from your media folder to your phone memory.

## METHOD 03:

### MASS FILE TRANSFER VIA LAPTOP



File transfer

For this method, you turn on your DVR, and connect your Ghost-ID to your home router. Your laptop should be connected to your home router too; and now you can follow the manual to make a "Drag & Drop Folder". You can now drag all your files in mass to a folder or an SD Card inserted in your laptop.



## DVR FEATURES



**TRUE HD RECORDINGS:** View your recordings in true HD, and never miss a thing with our custom made 1920 x 1080 HD lens aperture.



**OPTICAL ZOOM FEATURE:** Zoom in up to 100ft with our built in optical zoom feature, allowing you to get closer to the action.



**LENS ROTATION FEATURE:** You can rotate your lens via the apps software in 4 x 90 degree increments, so whether you want it sideways or it simply falls, we got you



**TACTICAL PALETTE:** Need to prove a transition or handover of goods / phones / keys or paperwork? Our tactical palette enhances the image and changes the contrast of humans and items to show clearly what is being handed over, it also eliminates rain !!



**MANUAL OR LOOP RECORD:** Choose to record live or alternatively set activate your “Loop Record” feature to get a continuous set of downloadable clips and choose from 30 x seconds, 120 x seconds or longer!



**ZOOM VOICE ACTIVATION:** If the lens is covered that should not stop you? Why not set “Voice Activation” and set your on screen volume level! Technology pioneered by us allows your DVR to become a Wi-Fi voice recorder with your files being saved in the app for later.



**MOTION DETECTION:** Simply slide the “Motion” tab and your DVR will go right into the best possible settings for your room! You can even set motion alert boxes to make your recordings more accurate. Our software will record the entire event without fail !



**PRE & POST RECORD FEATURE:** Worried if you caught the action in time? Don't be! With a 05 x second pre record and 30 x second post record as standard, you are guaranteed to get before and after action.



**150ft ADVANCED AREA DETECTION EVEN THROUGH GLASS!:** With our motion boxes, you can reshape, resize, add or take delete as many as you need to get the perfect setup. Our setup works through glass and can monitor a cat moving at 150ft !



**VIDEO PLAYBACK:** Log into your app and view your files direct with the ability to scrub through your files, saving both time and data without the need to download it.



**LOCAL DRAG & DROP FEATURE:** Use any smartphone SD card reader for iOS or Android and transfer your files direct from app to SD ! or why not connect your DVR to your router and drag / drop your files to your laptop or SD Card; All designed for the modern operator.



**REMOTE FILE DOWNLOAD FEATURE:** Remotely download small clips via the app, and save them to your handset. Feel free to then share them via social media, whatsapp or email to your clients or colleagues.



**SECURE FILE STORAGE:** Our AES256 Bit Encryption system offers a level of security like no other! All your files are kept on the DVR itself and only your authorised handsets have access via the on self generated encryption key.

No clouds, no backdoors and no way in if the product is opened! The memory and software wipes within milliseconds! The relationship between you and your secure DVR is just that... Secure!

# METHODOLOGY

DESIGNED FOR LONE OPERATORS OR LARGER SURVEILLANCE TEAMS

## METHOD 01: SMARTPHONE HOTSPOT MODE

This is for times when you are using your DVR locally within 50ft wireless range! You can view live, share the camera remotely with colleagues, and download your clips to share allowing you and the team to make mission critical decisions.



STEP 01)

Remember your Hotspot username and password...



STEP 02)

Turn on your DVR and connect; then pre install your hotspot details. Your Time / Date will sync every time they are both on.

## COVERT BODY WORN WITH SMARTPHONE HOTSPOT CONNECTION

- 50ft WIRELESS CONNECTION RANGE
- CLIENT / COLLEAGUES CAN REMOTELY CONTROL IT
- ALLOWS YOU TO ACT NATURALLY


When you turn on your hotspot and DVR, they will connect automatically within 30 x seconds! All you have to do is open the app...



BAG-FIT DVR



VAPE DVR



POWERBANK DVR



### DVR MODE

Set motion or loop and walk away from the DVR; in motion it will provide a 5 x pre-record and a 30 x second post record of any movement. For loop record it will provide 30 x second constant loop which can be changed to longer.

### GHOST-MINI OR STONE DVR

- WIRELESSLY CONNECT TO A ROUTER
- WIRELESSLY CONNECT TO YOUR PHONE
- LEAVE ON MOTION OR LOOP & COLLECT LATER
- SET VOICE ACTIVATION / MOTION OR LOOP
- USE A CAMO SKIN (GHOST-MINI)





# METHODOLOGY

## THE BEST WAYS TO DEPLOY AND USE YOUR CAMERA

### METHOD 02: REMOTE ACCESS MODE

Deploy your DVR & connect to any wireless router, smartphone hotspot, or 4G Mi-Fi Dongle for remote access, file download, camera share, multiple camera dashboard and control. Your DVR will remember and auto connect to any router you have ever placed it on, it has the ability to remember up to 1,000 routers!




#### STEP 01)

Turn on your DVR and connect to a new router (Ghost-ID will show) or get within range of a pre added router (Ghost-ID will remain hidden & Auto Connect).



#### STEP 02)

Open your app and once the DVR is on any router it will auto connect and live stream remotely, there is nothing else to do.



CONNECT TO ANY HOME / OFFICE WIFI ROUTER FOR FREE & REMOTE SURVEILLANCE



• WIRELESSLY ADD ANY ROUTER

• CONNECT ANY POWERBANK TO EXTEND RUNTIME



## USE ANY OF OUR POWERBANK ROUTERS OR USE YOUR OWN ONES!



#### MODEL: PR-1

16,000mah powerbank + 4G Wi-Fi Router  
(2 x DAYS IN ROUTER MODE)



#### MODEL: MB60-4G

60,000mah powerbank + 4G Wi-Fi Router  
(7.5 x DAYS IN ROUTER MODE)



#### MODEL: PELI-BANK

110,000mah powerbank + 4G Wi-Fi Router  
(18 x DAYS IN ROUTER MODE)



# THE COVERT GROUP

THE NEW STANDARD IS HERE



# CLOSE TARGET OBSERVATIONS

## DEPLOYING YOUR OBSERVER



### CLOSE TARGET RECONNAISSANCE

Your Observer can be deployed in most gardens due to the Ivy Leaf or Dirt setup on its body. It will safely monitor a subject's location whilst remaining invisible to the targets CCTV or Video Doorbell. The Observer will also steal and use the targets IR Illumination to provide an even clearer image at night.

### DAY VISION WITH FLOODLIGHT ACTIVATION

Your Observer will show full colour imagery when the targets security floodlight is activated. This is for "Pedigree Information" such as colours and other detail for identification.



### MONITOR CCTV & DOORBELL ACTIVATIONS

As you can see; the target CCTV is highlighted by the IR Lamps and this is used to amplify our night imagery. If a doorbell is activated it too will light up and show. When the security floodlights are activated, you will get a full colour screen to show proper identification of subject(s) and their vehicles etc.





### GROUND SPIKE KIT

Choose from up to 3 x heights with our ground dwelling kit, and connect our semi-flexible head to adjust your DVR.

### GOOSENECK BRANCH WRAP

Our 40cm long branch-wrap is designed for mid-level deployments such as hedgerows, branches or hedge bundles.



### FULL REMOTE ACCESS & CONTROL (WHEN CONNECTED TO A ROUTER)

The best and most recommended way to use your Observer is with the connection to a 4G Dongle or Wi-Fi Router. You can watch live, listen live and even talk two ways; The Observer records all your motion snapshots, and lets you access your files with download and sharing all for free.



### MOTION DETECTION RUNTIME: CONSTANT RECORD:

Up to 100 x Days  
28hrs (Around 2GB of Memory Used)



### SD CARD (COMPUTER PLAYBACK)

Your SD slot can take up to 128GB and has a very efficient compression format. Your format is also "Encrypted" which means normal Media Players cannot play the files back. You will require a .media file extension which can be found online for "Windows" PC and for "Mac" PC (VLC Media Player). This will let you play the files back directly on your chosen PC.



### MOTION DETECTION

Your Observer will detect a human at 60ft and a vehicle at 80ft. Due to heat sources changing, your DVR can detect other heat changes on hotter days. To reduce this, you can set your motion from high to medium or low.




File transfer

### REMOTE SD CARD

When connected to a Wi-Fi router or any of our portable 4G Routers; Your files can be accessed and recorded via the app for free.

### CLOUD OPTION:

Your app offers the ability to purchase cloud storage of your files, which allow you to deploy without an internal memory card. This is vital as you can view the files if the DVR becomes discovered or turned off, leaving the person who finds it unable to know when it was deployed and what has been captured.



### SOLAR CHARGING

Using a 5v 5 watt solar panel, your Observer camera battery can be topped up daily when deployed in remote locations, allowing it to run forever and maintenance free.

### EXTERNAL POWER:

Using any powerbank, you will vastly increase your runtime; This is achieved by connecting a small powerbank that has the "Auto on" ability (We recommend Anker Powercore). These will turn on only when the device requires a charge meaning you could achieve 6 months or more from a small powerbank.

# METHODOLOGY

## THE BEST WAYS TO DEPLOY AND USE YOUR CAMERA

### METHOD 01: STANDALONE DVR

This is for times when you need to deploy your DVR without internet and on motion detection; Come back and check the files safely then leave until End-Ex!



MODEL: TP-LINK M7200  
(Unlocked) 8HRS BATTERY  
RUNTIME




#### STEP 01)

Connect your phone to your pocket  
Mi-Fi Dongle (Ensure it has Data).

#### STEP 02)

Turn on your DVR and press the  
reset button until you hear the beep!  
Now add it to the same router using  
your smartphone.



- 150ft WIRELESS CONNECTION RANGE
- Up to 100 x Days Internal Battery Runtime
- Add a small powerbank for months of runtime



**MOTION DETECTION:**  
60ft DETECTION RANGE

**HUMAN**



**MOTION DETECTION:**  
80ft DETECTION RANGE

**VEHICLES**



TURN ON YOUR DONGLE WITHIN 100ft -150ft OF YOUR DVR TO ESTABLISH A WIRELESS CONNECTION:

- VIEW LIVE, LISTEN LIVE
- CHECK BATTERY
- DOWNLOAD YOUR CLIPS
- MAINTAIN MEMORY CAPACITY PLUS MORE

ALL WITHOUT ENTERING THE HOTZONE OF DEPLOYMENT; THE OBSERVER IS DESIGNED TO GET INTO THE GARDENS AND UP-CLOSE WHILST YOU CAN SIT AT A SAFE DISTANCE TO COLLECT THE FOOTAGE, WITH UP TO 100 x DAYS BATTERY LIFE!

# METHODOLOGY

## THE BEST WAYS TO DEPLOY AND USE YOUR CAMERA

### METHOD 02: FULL REMOTE CONTROL

This is for times when you need to deploy your DVR with remote access and control to allow live motion detection, remote file download and remote admin on a daily basis; to include sharing your camera with clients or other colleagues.



#### STEP 01)

Connect your phone to your portable router  
(Ensure it has Data).



#### STEP 02)

Turn on your DVR and press the reset button until you hear the beep! Now add it to the same router using your smartphone.



#### MODEL: PR-1

16,000mah powerbank + 4G Wi-Fi Router  
(2 x DAYS IN ROUTER MODE)




#### MODEL: MB60-4G

60,000mah powerbank + 4G Wi-Fi Router  
(7.5 x DAYS IN ROUTER MODE)



#### MODEL: PELI-BANK

110,000mah powerbank + 4G Wi-Fi Router  
(18 x DAYS IN ROUTER MODE)



HUMAN DETECTION RANGE: 60ft



VEHICLE DETECTION RANGE: 80ft



150ft WIRELESS  
CONNECTION RANGE



- VIEW LIVE, LISTEN LIVE
- CHECK BATTERY
- DOWNLOAD YOUR CLIPS
- MAINTAIN MEMORY CAPACITY
- SHARE ONE OR ALL OF YOUR DVR's WITH CLIENTS / COLLEAGUES



HIDE YOUR ROUTER IN ANY VEHICLE, HEDGE, OR EVEN OUTSIDE UNDERGROUND. YOU CAN ALSO CONNECT UP TO 4 x CAMERAS IN A 150FT RADIUS.









# THE COVERT GROUP

THE NEW STANDARD IS HERE



### REMOTE LIVE LISTEN: Amplifies Human Voice Whilst Drowning Out TV, Radio and Vehicle Noise

For covert operations, you have a built in rechargeable 1,800mah battery providing many hours of live listen, with voice activation being turned On & Off via SMS.

We have built both internal GSM antenna to keep the footprint small, and an external high gain GSM antenna for deployment locations with weak signal.

Additional security is done via sending an SMS to the Device and locking it to a certain number; This will now only answer when that phone calls it, with a reset being done via SMS should it transfer ownership.

To the rear of the device you have our custom signature magnetic base; known globally not to slip, slide or fall off when deployed. It's so powerful it will open the fridge door!

We have built a self ejecting micro sim slot; Why? Modern triple break sims fall apart easily, so a micro sim is the only part that is a single plastic piece making this a very reliable design operationally

### MINIATURE VOICE ACTIVATED RECORDER:

Utilising our signature design, Our Covert Voice Recorder Unit will provide simply staggering audio recordings!

A single switch operation will put this right into VOX Mode; There is nothing else to do other than deploy it. Using the same signature magnetic base and microphone filtering, our Recorder Unit will pickup conversations from another room should the door be open!

Audio programming pioneered by us; The Recorder will "Auto-Adjust" to the environment you place it in... Be it a car, a room or on in your bag! It will amplify human conversation and drown out TV, Radio and Vehicle based ambient noise.

To review these files, you simply turn it off and connect it to any laptop or Mac and the files will show. Play them back, transfer them to SD Card, recharge it and redeploy its that simple.

### OPTIONAL EXTERNAL MICROPHONE:

Our super soft, light absorbing microphone cable will not snag, snap or show out! The 160cm length is perfect for any room, body worn or vehicle based application, with the 4mm diameter high sensitive head, it replicates the same sensitivity as the internal microphone!







# AUDIO SURVEILLANCE

## MULTIPLE APPLICATIONS



### MODULAR GSM DEVICE:

Designed specifically for the modern surveillance operator and covert installer...

#### Covert Body Worn Applications:


The built in battery allows for up to 4hrs use for body worn applications. The built in microphone cable is perfect for clipping to garments or piercing through apertures to get crystal clear audio.

#### Covert Vehicle Installations:

Connect it to any internal 12v wiring by using the built in 12v-5v stepdown regulator. For times when this option is not available, you can connect to any powerbank to provide a long term solution without the fuss...

#### Covert Room Applications:

Designed specifically to fit behind a wall socket; You unscrew any wall plate, or open any lamp and connect this to our ultra small 240v regulator! Broken down in this manner ensures it fits any application easily.



### MAG-PADS

These tiny magnetic pads have a strong adhesive backing (Genuine 3m Adhesion) which allow you to place on any non-magnetic surface such as wood or plastic etc. This single piece now allows the full body weight of the Audio Device to be held firmly in position either vertically or horizontally.

The Audio Device will likely have its own "Built On" Magnetic base which matches this;

But if not, we provide a pack of 4 x pcs inside each pack. Allowing you to have spares or use them for other things.



### SUB-MINIATURE 240v POWERLINE CONNECTOR

This tiny little regulator allows for direct connection to any 240v or 110v mains power cable.

The "Micro-USB" connector allows you to now safely place it inside the audio device of your choice...

This could be the any of the 3 x models above; and allows you to carry spares should anything happen as with other manufacturers, you have to replace the whole unit.



### PRE-CUT MICS

These are a specialty amongst covert installers and allow for connection to the locations existing redundant wiring.

Connect these onto any two wires in the location and place the receiver on the other end for drill free monitoring!

With specialised training, this will revolutionise your covert installation skills to allow for both "Long Term" and "Progressive Surveillance" to be undertaken and without operational compromise.

These mics are maintenance free meaning you can never have to go back for them!



### WI-FI LIVE LISTEN & REMOTE FILE DOWNLOAD

Pioneered by The Covert Group and specially made for modern remote audio operations; The GA-1 is the worlds first Wi-Fi Live Listen and Remote Download via our encrypted app!

#### Wirelessly connect to any target router:

Simply hide this in any location and turn it on to reveal the Ghost-ID in your smartphone list Wi-Fi list; Now choose your target router and that's it! The GA-1 is now hidden and live streaming its audio to you from anywhere in the world!

#### Wireless Covert Routers:

For locations where your target does not have Wi-Fi; you can take our tiny thumbsize Broadband Router with you. Connect to the covert SSID and deploy it for long term audio surveillance.

### Covert Room Applications:

Connect direct to any 240v mains wiring via our covert powerline connector; designed to fit behind wall sockets, within lamps or behind panels and ceilings; the 160cm long super flexible microphone cable will reach almost any location and the tiny 4mm diameter will hide behind a 0.5m hole!



SUB-MINIATURE 110v – 240v POWERLINE CONNECTOR

### WORLD LEADING FEATURES:

- Live listen via our encrypted app or desktop setup
- Remotely playback previous files stored on the unit!
- Remotely save to smartphone or share the files
- Remotely adjust the voice activation levels!
- On screen decibelometer for perfect sensitivity settings
- Audio Zoom! Remotely enhance the microphone to capture distant conversations in other rooms etc.

### VIEW ON MULTIPLE PLATFORMS

Using our encrypted app you can remotely log in and use any Op-Overwatch based DVR or Audio Device; Be it a smartphone, a tablet or a desktop!

#### Encrypted Share Tokens:

Does the client require remote access to the live task or files? Does the team need to be expanded or do you need more operators on the task or support?

Technology innovated by The Covert Group now means you can share an encrypted token with someone for as long as they need it, then you can kill that session and recycle a new token whenever you need to, all without changing a password, being hacked or compromising security!

### World Class Features Only Available From The Covert Group:

The ability to listen remotely and then playback files is no easy feat! Add this to the on screen decibelometer and you get staggeringly accurate voice activation levels! Now zoom in your audio to hear whats needed using our custom made sensitive microphone and voila; You have the ultimate remote audio bug.

### GA-1: WI-FI AUDIO DEVICE

The ability to remotely live monitor your target, babysit their earlier conversations and remotely download files / share them with an audio zoom!

